



GOZO REGIONAL
DEVELOPMENT AUTHORITY

EU Funding Opportunity Road Map for Gozo

A Brief Introduction and
Rationale

Reasons for Publishing this Document (1)

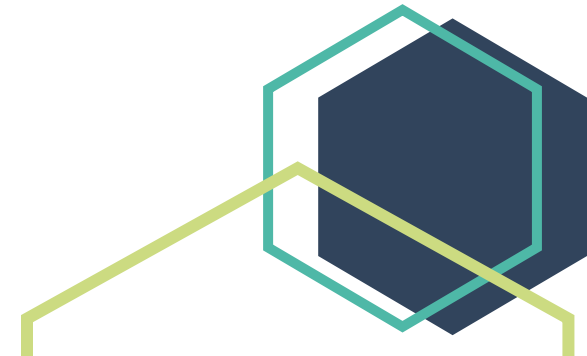
1. GRDA will soon be launching the REGIONAL DEVELOPMENT STRATEGY.
2. Various measures will need funding: either public funds or EU funds.
3. Highlighting the importance of private entities and NGOs in absorbing EU funds.

EU Funded Programmes aligned with Priority Areas	GRDA Priority Area							
	1 Spatial Planning & Sustainable Urban Dev.	2 Infrastructure and Accessibility	3 Economic and Talent Development	4 New Economy	5 Sustainable Tourism	6 Social Development	7 Rural Development and Eco-Gozo	8 Culture, Heritage and Arts
Horizon Europe	X		X	X	X		X	X
Citizen Engagement Rights and Values [CERV]						X	X	
CEF2 Digital - Connecting Europe Facility 2 Digital		X						
Digital Europe				X				
Erasmus+			X		X	X	X	X
EUREKA Network			X	X	X			
LIFE 2021-2027	X				X		X	
Interreg			X	X	X		X	X
COST		X	X					
European Agriculture Fund for Rural Dev [EAFRD]					X		X	X
Single Market Programme [EU SMP]			X	X	X		X	X
Blue Invest		X					X	
Asylum Migration and Integration Fund [AMIF]						X		
European Green Deal							X	
Creative Europe				X	X			X
European Maritime Fisheries and Aquaculture Fund [EMFAF]		X					X	
Joint Cluster Initiative [EUROCLUSTERS]			X	X	X			
Innovation Fund		X		X			X	



Reasons for Publishing this Document (2)

4. Offering a concise document that can be used by private entities and NGOs as an initial guide to EU Funding opportunities
5. Highlighting the need to be creative and to actively explore ‘non-traditional’ programmes
6. Highlighting the changing nature of EU funds and the changing priorities



A Brief Look at the Numbers: Entities seeking EU funds (2020)

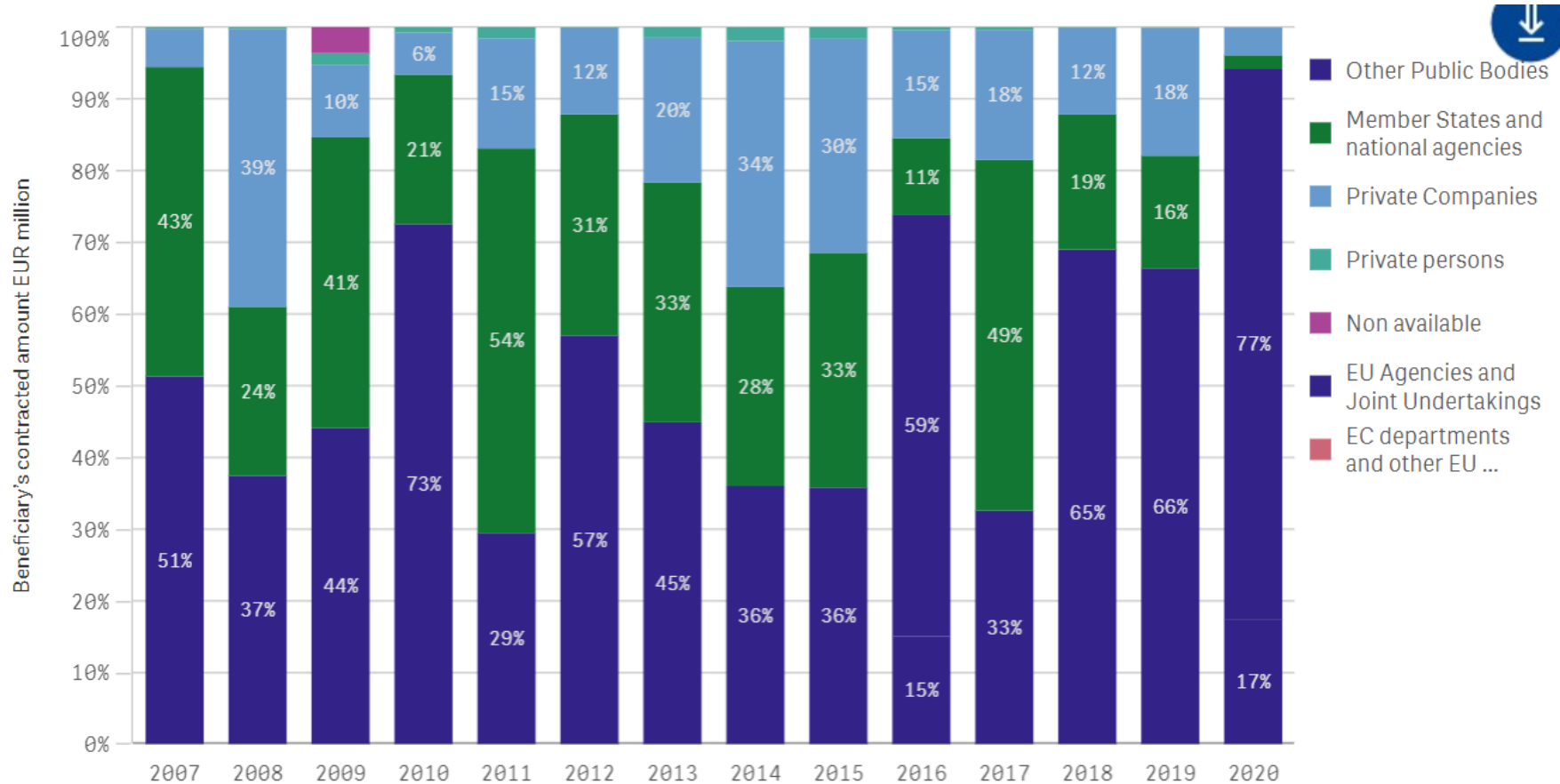
Figures
refer to EU



The figures (EUR million) represent only expenditure under direct and indirect management.

Beneficiary Groups: Malta

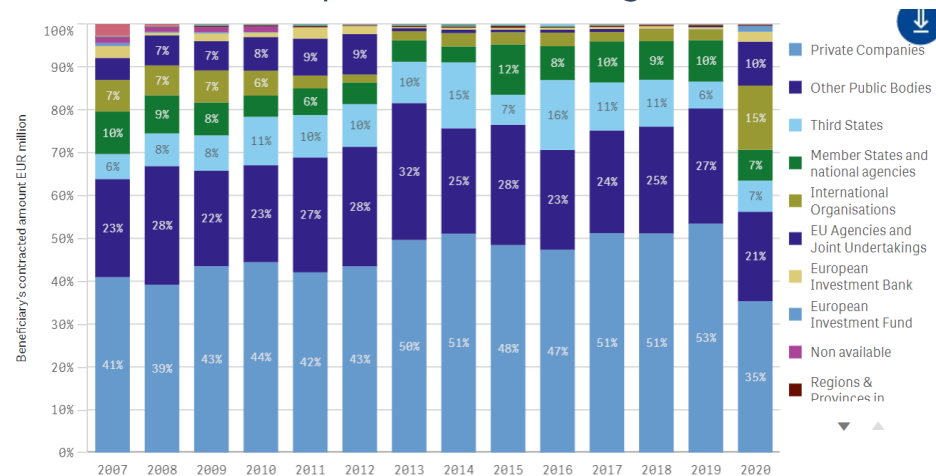
Private Companies averaged 17% over 14 year period



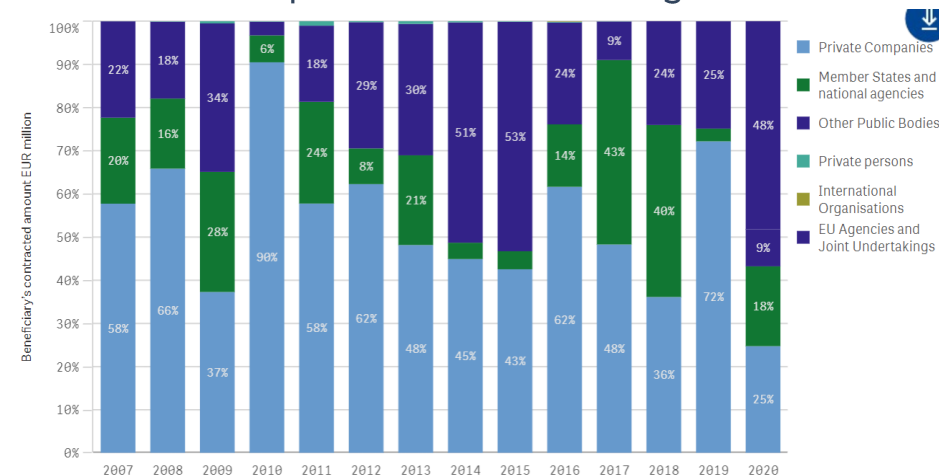
The figures represent only expenditure under direct and indirect management.

Beneficiary Groups: Comparison

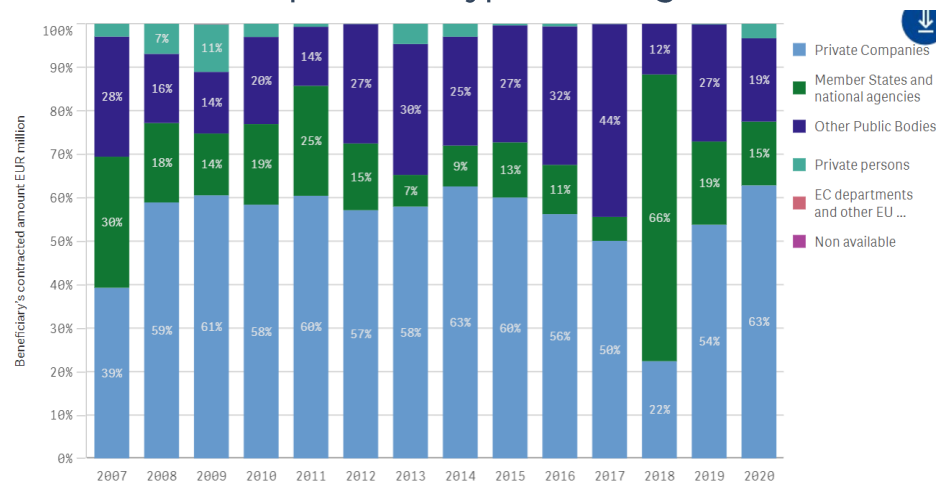
Private Companies in EU averaged 46%



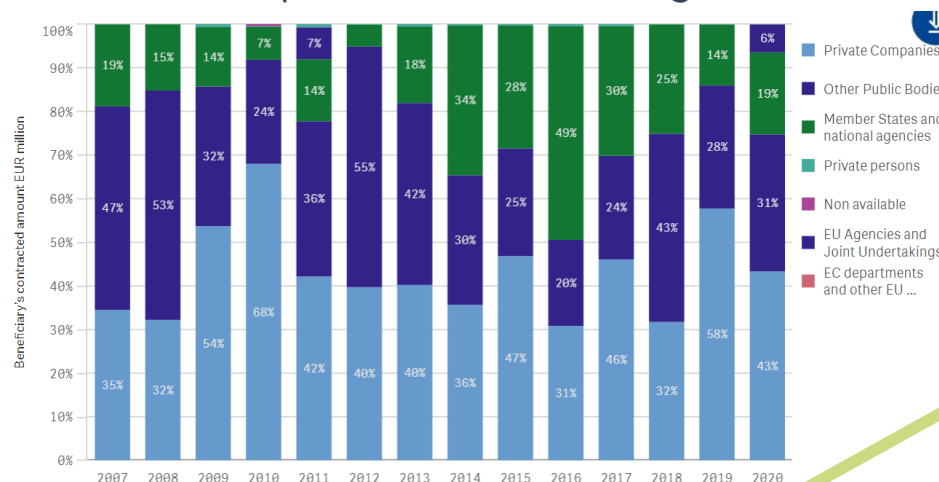
Private Companies in Estonia averaged 54%



Private Companies in Cyprus averaged 54%



Private Companies in Slovenia averaged 43%

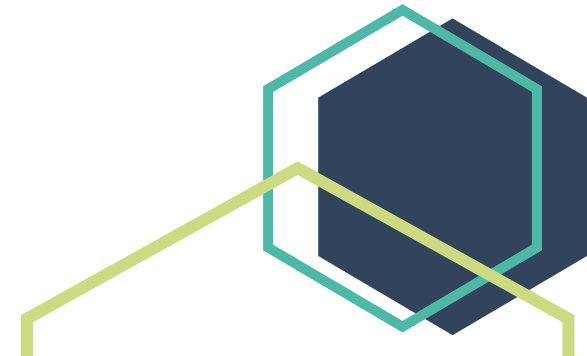




Next Steps

1. Short-term: Workshops to expand further on the opportunities.
2. Short-term: GRDA to reach out to national entities (such as SEM, PPCD, MCST & EUPA) to encourage support to local entities.
3. Medium-Term: Explore the possibility of designing a methodology through which GRDA would be able to compile EU funds 'used' in Gozo.

Data source used in this presentation: Financial Transparency System website
(<https://ec.europa.eu/budget/financial-transparency-system/>)





Thanks for your attention

Contact details (email):

mario.borg.4@grda.mt

info@grda.mt

Visit our Website for more information:

www.grda.mt





GOZO REGIONAL
DEVELOPMENT AUTHORITY